



## Research

*A feature article from our U.S. partners*

### Institutional Insights

# 2025 Outlook

#### **Dirk Hofschire, CFA**

Director of Asset  
Allocation Research

#### **Jake Weinstein, CFA**

SVP, Asset  
Allocation Research

#### **Collin Crowover, PhD**

Research Analyst, Asset  
Allocation Research

#### **FIVE POTENTIAL SURPRISES FOR THE ECONOMY AND MARKETS IN 2025**

- The two-year drop in U.S. inflation rates might not continue in 2025 due to persistent inflation pressures and the potential for new ones.
- The fiscal debate in Washington might create volatility in bond and asset markets, as legislative proposals create anxiety about exacerbating an already challenging debt outlook.
- Despite a Fed easing cycle, longer-term market interest rates may not fall as expected.
- Emerging-market equities might give U.S. stocks a run for their money, as discounted relative valuations make the positive surprise hurdle easier to clear.
- Investors might face below-average asset returns, as so much good news is already baked into consensus expectations.

## Introduction:

The stock market enjoyed favorable momentum and easier financial conditions for the majority of 2024. Equity market performance was led by large cap growth companies predominantly in the technology and communications services sectors, and most major asset categories posted positive returns.

The U.S. remained in a firm expansion, driven by solid consumer spending. Earnings trends improved, and profit margins ticked up. Although the labor market softened, recession risk appeared low.

Globally, a monetary easing trend picked up steam in the second half of 2024. Most major economies remained in expansion amid improved global financial conditions and stable employment dynamics, despite some weakness in manufacturing.

So what lies ahead for 2025?

The biggest concern for asset markets might be complacency. It's hard to consider the U.S. stock market inexpensive, which raises the question of how much of the potentially good news is already reflected in asset prices. For example, S&P 500 earnings growth expectations for 2025 stood at more than 15% near the end of 2024. Also, the equity market has experienced a lengthy period of benign volatility since the last major market disruption in early 2020.

Overall, the near-term macro backdrop does not suggest major troubles ahead. The U.S. economy is in a solid expansion, and the U.S. Federal Reserve is easing monetary policy. That said, many of the biggest changes in asset prices tend to be driven by surprises.

Following are some of the biggest potential surprises we're watching heading into 2025:

### 1. Inflation may not decline

U.S. inflation has slowed meaningfully since the 2022 peak of 9%. This "disinflation" means prices have risen at a slower pace – not that they are coming down.

Disinflation has been a key trend supporting asset prices in the last two years. Market indicators for inflation in 2025 bounced around in recent months but often reflected an expectation of a continued drop in inflation. This view is echoed by the Fed, which (in line with the markets) is expected to make additional rate cuts in 2025.

However, core inflation (ex-food and energy) for both CPI and personal consumption expenditures (PCE) remain around 3% and stopped falling in the second half of 2024.<sup>1</sup> Labor markets have cooled but are still relatively tight, keeping wage growth elevated. Solid employment conditions continue to support the U.S. consumer, as does a record level of wealth. As a result, the economic expansion continues, and services and housing-related inflation remain elevated.

Without a bigger economic slowdown, it's not clear where the impetus for softer inflation will emerge. If the Trump administration follows through with campaign proposals to dramatically increase tariff rates on China and the rest of the world, additional inflation pressures would be likely as at least some of the higher cost of imports would be passed along to U.S. consumers.

<sup>1</sup> Source: U.S. Bureau of Labor Statistics and U.S. Bureau of Economic Analysis.

Moreover, our secular (long-term) outlook suggests the backdrop is less conducive for a return to stable, low inflation than during the past two decades. Deglobalization and trade-policy pressures are widespread, disrupting supply chains, and will generate less disinflation in manufactured goods. Meanwhile, climate and geopolitical destruction are pushing up rebuilding costs, and aging demographics are restricting labor supply and contributing to higher employment costs. Consumers may be noticing these trends, as their long-term inflation expectations remain at the high end of their range over the past two decades despite the recent drop in inflation (Exhibit 1).

**EXHIBIT 1: Consumers expect higher inflation over the next 5 to 10 years.**

Consumer Long-Term Inflation Expectations



Source: University of Michigan, Macrobond, Fidelity Investments (AART), as of 10/31/24.

**2. The fiscal policy debate could matter to the markets in 2025**

Who cares about the federal debt? Perhaps at some point, it may be investors.

U.S. government debt (relative to GDP) tripled in the past two decades, and the 2024 fiscal deficit is near 7% of GDP, which is the highest ever experienced during a peacetime, non-pandemic expansion. To date, financial markets have expressed indifference to the deteriorating fiscal trajectory, largely because interest rates have remained low, keeping debt service manageable.

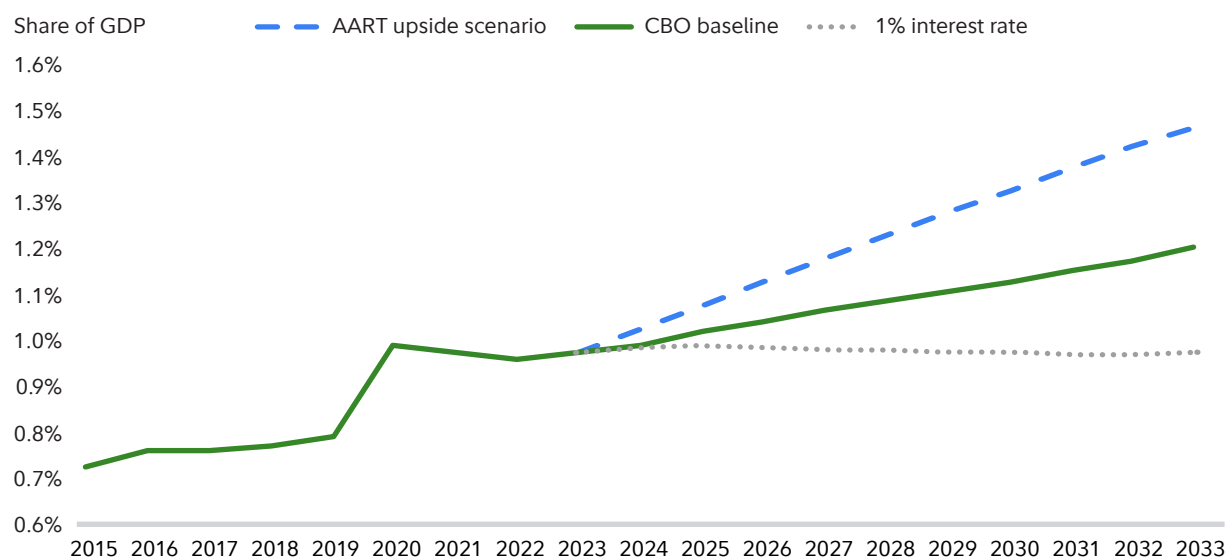
The situation could be different in 2025. The government’s net interest outlays are already at their highest level in decades, are larger than total defense expenditures, and are poised to increase further – even if interest rates don’t rise. The CBO’s base case for the next decade is for publicly held debt to rise to a record 122% of GDP. For debt/GDP to stay at current levels, interest rates would need to average 1% over the next decade (and we see this as unlikely). We believe that the path of debt/GDP is likely higher than CBO forecasts, and we estimate an upper-bound scenario based on the experience of how countries like the U.S. with aging demographics tend to face acute fiscal pressures (Exhibit 2).

Additionally, the CBO projection assumes increased revenues starting in 2026 after the expiration of the 2017 personal income tax cuts. However, an incoming Republican-led White House and Congress appear to place a high priority on extending these tax cuts, which would add \$4.6 trillion to the debt outlook over the next decade. Trump’s campaign proposals included many additional tax cuts as well.

Markets may react unfavorably if the incoming government takes steps that exacerbate the fiscal outlook, potentially placing upward pressure on bond yields and equity market volatility.

**EXHIBIT 2: An upside scenario for U.S. public debt versus the baseline.**

U.S. Government Debt



Source: U.S. Congressional Budget Office, Fidelity Investments (AART), as of 10/31/24.

**3. Longer-term market interest rates may not fall**

What happens if the Fed eases policy but long-term market interest rates do not continue to fall?

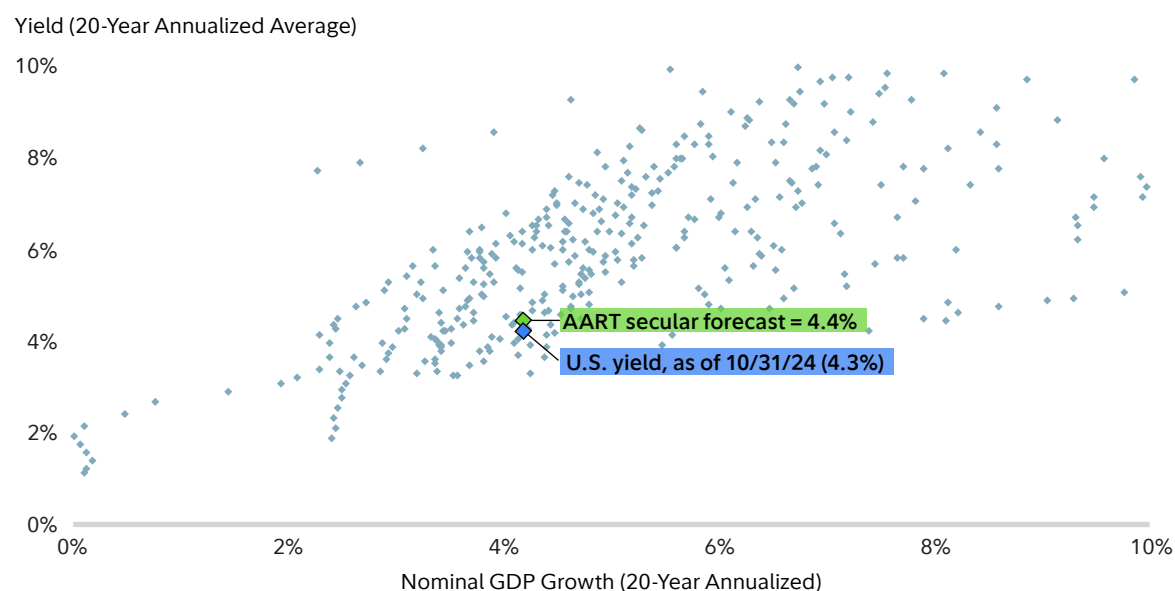
Ten-year Treasury yields dropped to 3.6%, down from an April high of 4.7% just before the first Fed rate cut in mid-September. This move was likely attributed to expectations for the Fed’s shift to easing, bolstered by softer employment data during the summer months. Bond yields then inflected higher after the Fed’s first cut, implying the market’s anticipation of Fed cuts had gotten ahead of itself.

The Fed is expected to ease policy provided it believes rates are above its estimate of the neutral rate. But how many rate cuts – and whether it’s more than is already priced into longer-term bond yields – remains a key question for 2025. If U.S. economic strength, inflation, and the fiscal debate surprise markets in a way that puts upward pressure on rates, then additional Fed easing may not be able to push longer-term rates lower in 2025.

We believe the fair value of 10-year Treasury yields roughly equals the long-term potential nominal GDP growth rate, which we estimate to average 4.4% over the next 20 years (Exhibit 3). This rough proxy suggests current yields are near their fair long-term valuations. Yields could rise above fair value due to either a growth or inflation surprise to the upside and/or high deficits that would increase the supply of bonds relative to demand for fixed income securities. If yields fall significantly in 2025, it likely would be due to a weaker-than-expected U.S. economy and rising recession fears.

**EXHIBIT 3: Current U.S. Treasury yields are roughly near our long-term forecast.**

10-Year Sovereign Bond Yields vs. GDP



Highlighted dots are U.S. 10-year Treasury bond yields. AART secular forecast refers to an estimate for U.S. nominal GDP (4.4%). Source: Official Country Estimates, Haver Analytics, Fidelity Investments (AART), as of 10/31/24.

**4. Emerging-market stocks could give U.S. stocks a run for their money**

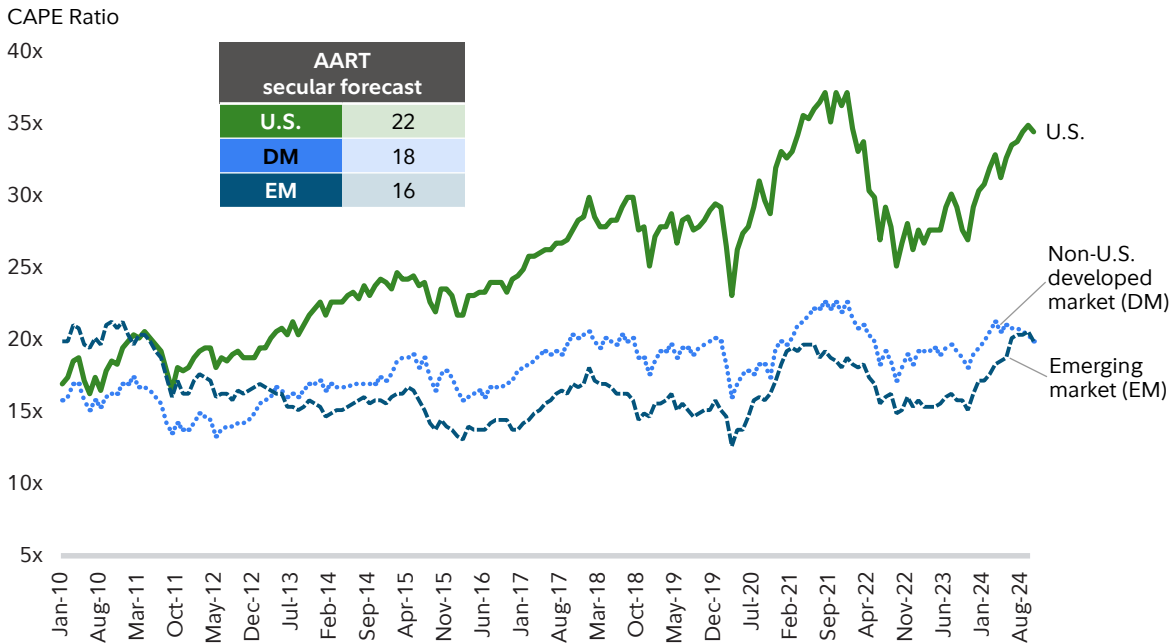
U.S. large caps outperformed their non-U.S. counterparts in 2024 and have surpassed international equities by more than 7% per year over the past decade. Investors have recognized that the U.S. has had a stronger and more resilient economy than most other developed countries, and that its return on equity has been far superior due to its more shareholder-friendly corporate management, the high levels of profitability by several large, dominant technology and communications companies, and most recently the boom in artificial intelligence (AI). The incoming Trump administration may raise challenges for other countries, including higher tariffs and more uncertain foreign policy. Some investors may think it's time to give up on global diversification.

We are not in that camp. The world backdrop may well be messy and volatile in 2025, but outperformance by emerging markets and perhaps other non-U.S. equities could happen without a reversal in positive U.S. trends. It could potentially combine relative international improvement with a conclusion by more investors that equity valuations already reflect a good portion of the good-news expectations for U.S. stocks.

Our estimates conclude that U.S. stocks should sell at a 20%–40% valuation premium with non-U.S. developed-market (DM) and emerging-market (EM) stocks over the long term (Exhibit 4). This is far out of line with the current valuation gap (70%).

**EXHIBIT 4: U.S. equity valuations rise far above our secular forecast.**

Equity Valuations



CAPE: Cyclically adjusted price-earnings. DM: Developed markets. EM: Emerging markets. Price-to-earnings (P/E) ratio (or multiple): Stock price divided by earnings per share, which indicates how much investors are paying for a company’s earnings power. Cyclically adjusted earnings are 10-year averages adjusted for inflation. Source: FactSet, countries’ statistical organizations, MSCI, Fidelity Investments (AART), as of 10/31/24.

Catalysts for non-U.S. stocks in 2025 may include better corporate earnings momentum (which we’re currently seeing in emerging markets), a Chinese stimulus policy response that surpasses expectations (which could happen in response to higher U.S. tariffs), and a global economic acceleration on the back of central bank easing. Even if none of these events occur, there are significant country, industry, and security-specific opportunities to globally diversify a portfolio.

## 5. Asset returns might be below average

We've seen strong gains among most major asset classes in recent years. Global equities have thus far generated strong double-digit returns, with U.S. large cap stocks possibly surpassing 20% gains for the second year in a row.

With so much good news baked into consensus expectations – a U.S. soft landing, double-digit earnings growth, U.S. deregulation and potential tax cuts, global disinflation, and central bank monetary easing – many of these events may happen, and the market still might not outpace investor expectations.

High valuations set a high bar for any outsized gains in asset prices in the shorter term and tend to restrain the outlook for long-term return expectations. We have just lived through a 20-year period in which U.S. stocks outpaced investment-grade bonds by nearly 7% per year. This has been well above the 5% average over the past century. Our forecast is for U.S. stocks to outpace bonds by a much narrower amount in the coming two decades (Exhibit 5).

That said, downside surprises do not necessarily imply major trouble for financial markets. Also, a period of average or below-average returns would not be disastrous.

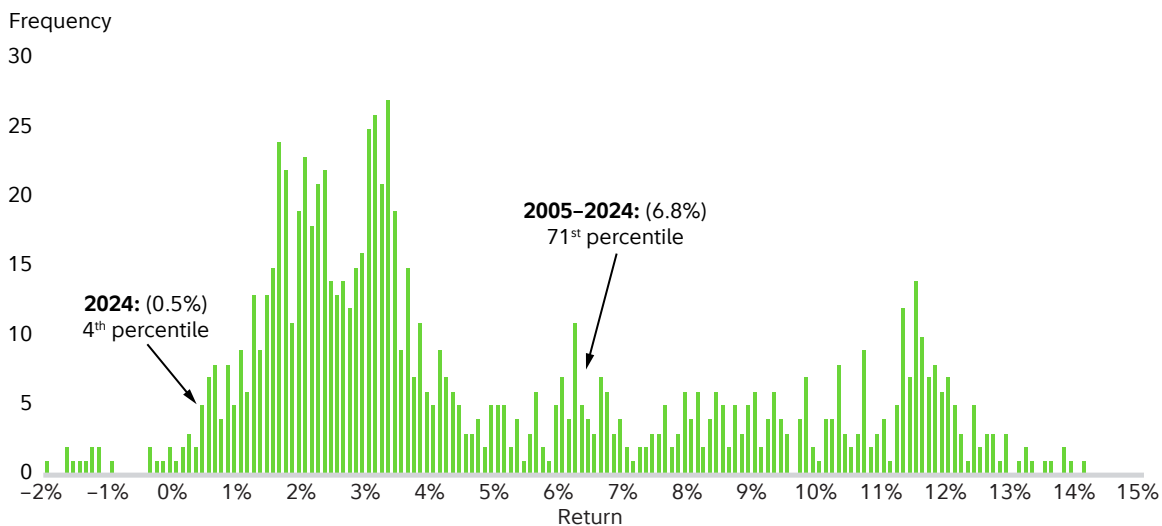
## Conclusion

Surprises are always possible, and they may be more impactful given the near-term strength of both the economy and the markets.

Longer term, we believe a healthy amount of portfolio diversification may help investors navigate a world in which upside surprises in fundamental trends may be more difficult to find.

### EXHIBIT 5: U.S. stocks could outperform bonds by a smaller margin in the decades ahead.

U.S. Equity Excess Returns Over IG Bonds (1926–2024)



**Past performance is no guarantee of future results.** Green bars represent the number of months U.S. equities relative to bonds reached the specified rolling 20-year return on the X axis. Data was calculated monthly. IG= investment-grade bonds. Geometric average returns. U.S. Equities – Dow Jones U.S. Total Stock Market Index; Investment-Grade Bonds – Bloomberg U.S. Aggregate Bond Index. Source: Fidelity Investments (AART), as of 4/30/24.

## Authors

### Dirk Hofschire, CFA

Director of Asset  
Allocation Research

### Jake Weinstein, CFA

SVP, Asset  
Allocation Research

### Collin Crowover, PhD

Research Analyst, Asset  
Allocation Research

---

*The Asset Allocation Research Team (AART) conducts economic, fundamental, and quantitative research to develop asset allocation recommendations for Fidelity's portfolio managers and investment teams. AART is responsible for analyzing and synthesizing investment perspectives across Fidelity's Asset Management unit to generate insights on macroeconomic and financial market trends and their implications for asset allocation.*

*Fidelity Thought Leadership Vice President Michael Tarsala provided editorial direction for this article.*

November 27, 2024



**Information provided in, and presentation of, this document are for informational and educational purposes only and are not a recommendation to take any particular action, or any action at all, nor an offer or solicitation to buy or sell any securities or services presented. It is not investment advice. Fidelity does not provide legal or tax advice.**

Before making any investment decisions, you should consult with your own professional advisers and take into account all of the particular facts and circumstances of your individual situation. Fidelity and its representatives may have a conflict of interest in the products or services mentioned in these materials because they have a financial interest in them, and receive compensation, directly or indirectly, in connection with the management, distribution, and/or servicing of these products or services, including Fidelity funds, certain third-party funds and products, and certain investment services.

Information presented herein is for discussion and illustrative purposes only and is not a recommendation or an offer or solicitation to buy or sell any securities. Views expressed are as of the date indicated, based on the information available at that time, and may change based on market and other conditions. Unless otherwise noted, the opinions provided are those of the author and not necessarily those of Fidelity Investments or its affiliates. Fidelity does not assume any duty to update any of the information.

Investment decisions should be based on an individual's own goals, time horizon, and tolerance for risk. Nothing in this content should be considered to be legal or tax advice, and you are encouraged to consult your own lawyer, accountant, or other advisor before making any financial decision.

Stock markets are volatile and can fluctuate significantly in response to company, industry, political, regulatory, market, or economic developments. Foreign markets can be more volatile than U.S. markets due to increased risks of adverse issuer, political, market, or economic developments, all of which are magnified in emerging markets. These risks are particularly significant for investments that focus on a single country or region.

Investing involves risk, including risk of loss.

Specific securities mentioned are for illustrative purposes only and must not be considered an investment recommendation or advice.

#### **Past performance is no guarantee of future results.**

Diversification and asset allocation do not ensure a profit or guarantee against loss.

The Chartered Financial Analyst® (CFA®) designation is offered by CFA Institute. To obtain the CFA charter, candidates must pass three exams demonstrating their competence, integrity, and extensive knowledge in accounting, ethical and professional standards, economics, portfolio management, and security analysis, and must also have at least 4,000 hours of qualifying work experience completed in a minimum of 36 months, among other requirements. CFA® is a trademark owned by CFA Institute.

**S&P 500 index** is a market capitalization-weighted index of 500 common stocks chosen for market size, liquidity, and industry group representation to represent US equity performance.

All indexes are unmanaged, and performance of the indexes includes reinvestment of dividends and interest income, unless otherwise noted. Indexes are not illustrative of any particular investment, and it is not possible to invest directly in an index.

Third-party marks are the property of their respective owners; all other marks are the property of FMR LLC.

Fidelity Investments® provides investment products through Fidelity Distributors Company LLC; clearing, custody, or other brokerage services through National Financial Services LLC or Fidelity Brokerage Services LLC (Members NYSE, SIPC); and institutional advisory services through Fidelity Institutional Wealth Adviser LLC.

Personal and workplace investment products are provided by Fidelity Brokerage Services LLC, Member NYSE, SIPC.

Institutional asset management is provided by FIAM LLC and Fidelity Institutional Asset Management Trust Company.

© 2024 FMR LLC. All rights reserved.

1125152.2.0

1.9918752.100



Commissions, trailing commissions, management fees and expenses all may be associated with mutual fund investments. Please read the prospectus, which contains detailed investment information, before investing. Mutual funds are not covered by the Canada Deposit Insurance Corporation or by any other government deposit insurer and are not guaranteed or insured. Their values change frequently. There can be no assurances that any money market fund will be able to maintain its net asset value per unit at a constant amount or that the full amount of your investment will be returned to you. Past performance may not be repeated.

From time to time a manager, analyst or other Fidelity employee may express views regarding a particular company, security, and industry or market sector. The views expressed by any such person are the views of only that individual as of the time expressed and do not necessarily represent the views of Fidelity or any other person in the Fidelity organization. Any such views are subject to change at any time, based upon markets and other conditions, and Fidelity disclaims any responsibility to update such views. These views may not be relied on as investment advice and, because investment decisions for a Fidelity Fund are based on numerous factors, may not be relied on as an indication of trading intent on behalf of any Fidelity Fund.

Certain Statements in this commentary may contain forward-looking statements ("FLS") that are predictive in nature and may include words such as "expects", "anticipates", "intends", "plans", "believes", "estimates" and similar forward-looking expressions or negative versions thereof. FLS are based on current expectations and projections about future general economic, political and relevant market factors, such as interest and assuming no changes to applicable tax or other laws or government regulation. Expectations and projections about future events are inherently subject to, among other things, risks and uncertainties, some of which may be unforeseeable and, accordingly, may prove to be incorrect at a future date. FLS are not guarantees of future performance, and actual events could differ materially from those expressed or implied in any FLS. A number of important factors can contribute to these digressions, including, but not limited to, general economic, political and market factors in North America and internationally, interest and foreign exchange rates, global equity and capital markets, business competition and catastrophic events. You should avoid placing any undue reliance on FLS. Further, there is no specific intentional of updating any FLS whether as a result of new information, future events or otherwise.

"Fidelity Investments" and/or "Fidelity" refers collectively to: i) FMR LLC, a US company, and certain subsidiaries, including Fidelity Management & Research Company (FMR Co.) and Fidelity Management & Research (Canada) ULC ("FMR-Canada") – which carries on business in British Columbia as FMR Investments Canada ULC; and ii) Fidelity Investments Canada ULC ("FIC") and its affiliates. Fidelity Management & Research (Canada) ULC ("FMRCanada") commenced business in Ontario on February 1, 2018. FMRCanada is registered as a portfolio manager with the Ontario Securities Commission ("OSC") and as a portfolio manager with the other Canadian securities commissions. The scope of FMR-Canada's business is currently limited to offering the Global Asset Allocation ("GAA") strategies through a discrete portfolio management team at FMR-Canada. The GAA strategies are offered by FMR-Canada on a sub-advised basis to accounts advised by Fidelity Investments Canada ULC ("FIC"), with FMR-Canada acting as either direct sub-adviser to FIC or as sub-sub-adviser through non-Canadian Fidelity advisers, including (and principally) US SEC-registered investment advisers, such as FMR Co., Inc. ("FMRCo"). FMR-Canada does not offer these strategies directly to investors in Canada. FMR-Canada has also registered "Fidelity Investments" as a trade name in Canada.

© 2024 Fidelity Investments Canada ULC. All rights reserved.

This is original content from Fidelity Investments in the U.S. No recipient is authorized to pass this communication on to any other person whatsoever or reproduce it by any means without the prior written consent of Fidelity.

This document is used by Fidelity Investments Canada ULC ("FIC") and is not meant to endorse or sponsor any specific Fidelity product or service. FIC investment funds are advised by our investment division, Fidelity Canada Investment Management, or sub-advised by a variety of companies, such as Fidelity Management & Research Company LLC, FIAM LLC, FIL Limited, Geode Capital Management LLC and State Street Global Advisors Ltd. Mutual funds, ETFs and other investment products and services that are sponsored by FIC are only qualified for sale in the provinces and territories of Canada.

Portions © 2024. FMR LLC. All rights reserved. Used with permission.

U.S.: 1125152.2.0 CAN: 2208303-v20241210 FIC 2205974 12/24

