

Fidelity Premium Tactical Fixed Income Private Pool

POOL FEATURES

INCEPTION	May 9, 2012
BENCHMARK	FTSE Canada Universe Bond Index
INITIAL INVESTMENT	\$150,000 minimum
MER	0.62%, as at December 31, 2024

ASSET ALLOCATION PORTFOLIO MANAGERS

POOL MANAGERS

Lee Ormiston
Sri Tella

Why invest

- A core fixed-income mandate that aims to provide investors with income and potentially higher yields by investing across multiple fixed-income asset classes.
- Leverages Fidelity's global resources and expertise in fixed-income investing.

RISK CLASSIFICATION³



MANAGEMENT FEE (BASIS POINTS) 55

FEE REDUCTION ON POOL HOLDINGS¹ (BASIS POINTS)

FIRST \$250K IN ASSETS	0
NEXT \$250K IN ASSETS	5
NEXT \$500K IN ASSETS	7.5
NEXT \$1M IN ASSETS	7.5
NEXT \$3M IN ASSETS	10
NEXT \$5M IN ASSETS	11
ASSETS OVER \$10M	12.5

POOL CODES

CANADIAN DOLLAR

SERIES F

916

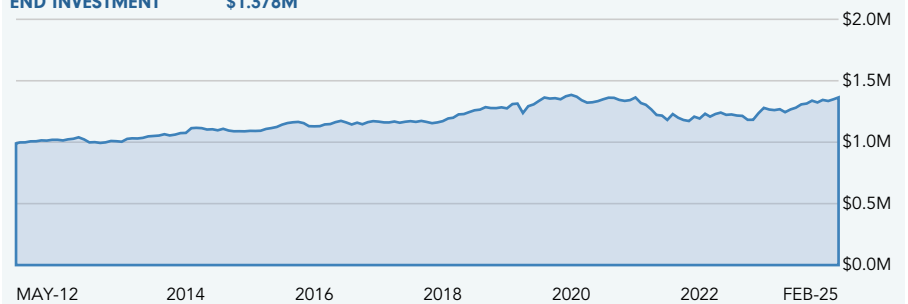
Performance

Performance and returns shown below are Series F net of fees.

AS AT FEBRUARY 28, 2025

Growth of \$1M since inception

END INVESTMENT \$1.378M



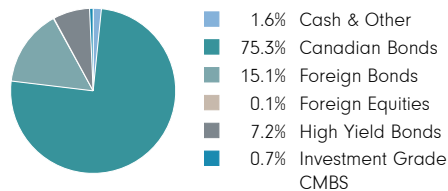
Standard period returns (%) March 31, 2025

	1 mo	3 mo	6 mo	1 yr	2 yrs	3 yrs	5 yrs	10 yrs	Inception
Fund	-0.47	1.71	1.51	7.08	5.10	2.35	1.88	2.00	2.48

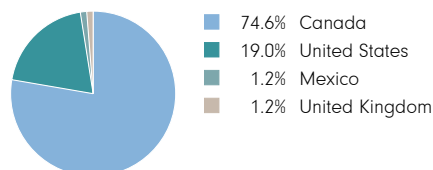
Calendar returns (%) March 31, 2025

	YTD	2024	2023	2022	2021	2020
Fund	1.71	4.37	7.28	-12.58	-1.51	8.60

ASSET MIX² - as at February 28, 2025



GEOGRAPHICAL MIX² - as at February 28, 2025



SECTOR MIX²

as at February 28, 2025

20.2%	Canadian Federal Bonds
6.9%	Canadian Agency Bonds
27.0%	Canadian Provincial Bonds
0.9%	Canadian Municipal Bonds
20.4%	Canadian Corporate Bonds

Fidelity Premium Tactical Fixed Income Private Pool, cont'd

QUARTERLY TOP FIVE ISSUERS²

AS AT DECEMBER 31, 2024

Government of Canada	
Province of Ontario	
Province of Quebec	
Canada Housing Trust No. 1	
Province of Alberta	
Total issuers	80
Top 5 issuers aggregate	44.1%

Fidelity Premium Tactical Fixed Income Private Pool

- Up to 40% allocation to global fixed-income, with the balance in Canadian bonds
- Tactical allocation across multiple fixed-income asset classes.
- Exposure to higher-yielding fixed-income securities.
- Monthly distributions are return of capital, Series B and I fixed at 4% (annualized) and Series F at 5% (annualized); and annual distributions are as capital gains and income.⁴

Pool management

- Portfolio managers of the reference fund are Jeff Moore, Lee Ormiston and Sri Tella.
- The portfolio managers employ a disciplined team-based investment process that drives alpha through sector allocation, security selection and yield curve positioning.

- 1 Management fees do not include administration and other operating expenses and applicable sales tax. Fees are shown in basis points. Note that fee reductions are applicable only on that portion of assets that fall within the specified tier.
- 2 The Pool invests its assets in units of Fidelity Tactical Fixed Income Fund, Series O. Holdings information shown on this page represents the Pool's exposure to the holdings of Fidelity Tactical Fixed Income Investment Trust.
- 3 A fund's volatility is determined using a statistical measure called "standard deviation. Standard deviation is a statistical measure of how much a return varies over an extended period of time. The more variable the returns, the larger the standard deviation. Investors may examine historical standard deviation in conjunction with historical returns to decide whether an investment's volatility would have been acceptable given the returns it would have produced. A higher standard deviation indicates a wider dispersion of past returns and thus greater historical volatility. Standard deviation does not indicate how an investment actually performed, but it does indicate the volatility of its returns over time. Standard deviation is annualized. The returns used for this calculation are not load-adjusted. Standard deviation does not predict the future volatility of a fund. The investment risk level indicated is required to be determined in accordance with the Canadian Securities Administrators standardized risk classification methodology, which is based on the historical volatility of a fund, as measured by the ten-year annualized standard deviation of the returns of the fund. Standard deviation is used to quantify the historical dispersion of returns around the average returns over a recent ten-year period.
- 4 Monthly distributions will be made up of a return of capital and/or net income. When the pool returns capital, it is returning a portion of the money you originally invested. Investors should not confuse this cash-flow distribution with a pool's "income," "rate of return" or "yield." The monthly distribution rate is reset at the beginning of each year. However, the monthly distribution may be adjusted at any time, without prior notification, if capital market conditions change or for other reasons.

Source: Fidelity Investments Canada ULC. Performance shows annual compounded returns as at March 31, 2025 (Series F) net-of-fees, in Canadian dollars.

Read a fund's prospectus before investing. Mutual funds are not guaranteed; their values change frequently and past performance may not be repeated. Investors will pay management fees and expenses, may pay commissions or trailing commissions and may experience a gain or loss. The indicated rates of return are the historical annual compounded total returns including changes in unit value and the reinvestment of all distributions and do not take into account sales, redemption, distribution, optional charges or income taxes payable by any security holder that would have reduced returns. If you buy other series of Fidelity funds, the performance will vary largely due to different fees and expenses. Investors who buy Series F pay investment management fees and expenses to Fidelity. Investors will also pay their dealer a fee for financial advice services in addition to the Series F fees charged by Fidelity. © 2025 Fidelity Investments Canada ULC. All rights reserved. Reproduction in whole or in part by any means prior to written consent from Fidelity Investments Canada ULC is forbidden. All trademarks and service marks appearing in this document belong to Fidelity Investments Canada ULC. Source: FMR LLC.