

Fidelity Global Asset Allocation Currency Neutral Private Pool

POOL FEATURES

INCEPTION	November 1, 2017
BENCHMARK	Blended index ³
INITIAL INVESTMENT	\$150,000 minimum
MER	2.13%, as at September 30, 2024

ASSET ALLOCATION PORTFOLIO MANAGERS

POOL MANAGERS

David Tulk
David Wolf

Why invest

- A globally diversified core holding featuring multi-asset class exposure and geographic diversification
- Designed for risk-conscious investors seeking a blend of growth and income
- Employs active asset allocation across multiple dimensions of the portfolio to take advantage of market opportunities and mitigate risk

RISK CLASSIFICATION⁴



MANAGEMENT FEE (BASIS POINTS) 170

FEE REDUCTION ON POOL HOLDINGS¹ (BASIS POINTS)

FIRST \$250K IN ASSETS	0
NEXT \$250K IN ASSETS	5
NEXT \$500K IN ASSETS	10
NEXT \$1M IN ASSETS	12.5
NEXT \$3M IN ASSETS	15
NEXT \$5M IN ASSETS	16
ASSETS OVER \$10M	17.5

POOL CODES

CANADIAN DOLLAR

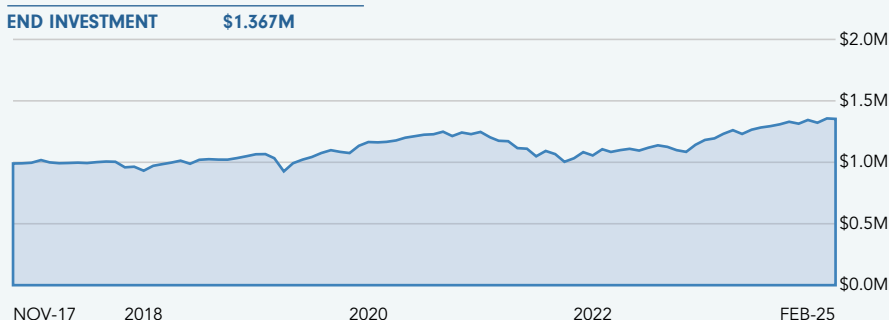
SERIES B	SERIES S8	SERIES S5
5955	5957	5956

Performance

Performance and returns shown below are Series B net of fees.

AS AT FEBRUARY 28, 2025

Growth of \$1M since inception



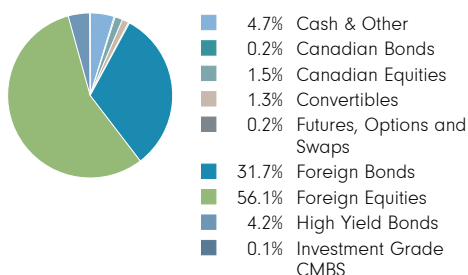
Standard period returns (%) March 31, 2025

	1 mo	3 mo	6 mo	1 yr	2 yrs	3 yrs	5 yrs	Inception
Fund	-2.75	-0.45	-1.05	4.33	9.41	3.95	7.28	3.91

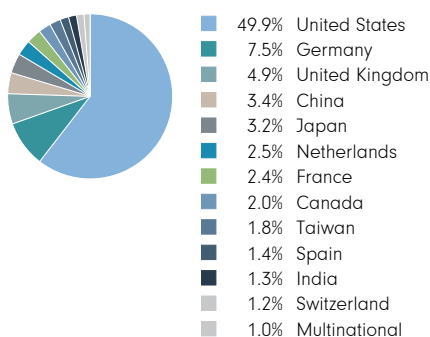
Calendar returns (%) March 31, 2025

	YTD	2024	2023	2022	2021	2020
Fund	-0.45	11.86	11.94	-15.35	7.07	9.34

ASSET MIX² - as at February 28, 2025



GEOGRAPHICAL MIX² - as at February 28, 2025



SECTOR MIX²

as at February 28, 2025

11.2%	Information Technology
12.0%	Financials
6.9%	Industrials
7.0%	Consumer Discretionary
4.7%	Health Care
6.1%	Communication Services
1.3%	Multi Sector
2.6%	Materials
1.8%	Energy
2.4%	Consumer Staples
1.1%	Utilities
0.5%	Real Estate

Fidelity Global Asset Allocation Currency Neutral Private Pool, cont'd

QUARTERLY TOP TEN HOLDINGS²

AS AT DECEMBER 31, 2024

iShares Short Treasury Bond ETF – Multi Sector	
Meta Platforms – Communication Services	
Nvidia – Information Technology	
Taiwan Semiconductor Manufacturing – Information Technology	
iShares Comex Gold Trust ETF – Financials	
Amazon.com – Consumer Discretionary	
Apple – Information Technology	
Berkshire Hathaway, Cl. A – Financials	
Alphabet, Cl. A – Communication Services	
Microsoft – Information Technology	
Total holdings	3,913
Top 10 holdings aggregate	15.8%

Fidelity Global Asset Allocation Currency Neutral Private Pool

- The Pool uses derivatives to mitigate exposure to changes in exchange rates between developed market currencies and the Canadian dollar. The investment approach used by the Pool, while effective in reducing exchange rate risk, will not completely eliminate the impact of currency fluctuations. The Pool's returns will differ from the local currency returns of its underlying investments.
- The Pool will generally have an asset mix with the following ranges: 25-65% equity securities, 35-75% fixed-income and money market securities.
- Within these ranges, the portfolio managers make active allocation decisions focused on downside risk mitigation with asymmetric bands, allowing greater flexibility to reduce equity risk when conditions warrant. This means that based on the neutral equity weighting of 50%, the portfolio manager may overweight equities by up to 15% and underweight them by up to 25%; based on the neutral fixed-income mix of 50%, the portfolio manager may overweight fixed income by up to 25% and underweight it by up to 15%.
- The portfolio managers may change or reallocate the Pool's investments at any time.

Pool management

- Portfolio managers are David Wolf and David Tulk.
- In making active asset allocation decisions, the portfolio managers use economic and bottom-up fundamental market inputs and extensive global macro research.

- 1 Management fees do not include administration and other operating expenses and applicable sales tax. Fees are shown in basis points. Note that fee reductions are applicable only on that portion of assets that fall within the specified tier.
- 2 The Pool invests its assets in units of Fidelity Global Asset Allocation Private Pool, Series O. Holdings information shown on this page represents the Pool's exposure to the holdings of Fidelity Global Asset Allocation Private Pool.
- 3 The blended index is 50% MSCI AC World Index Hedged CAD, 40% Bloomberg Global Aggregate Bond Index Hedged CAD and 10% FTSE Canada 91-Day T-Bill Index.
- 4 A fund's volatility is determined using a statistical measure called "standard deviation. Standard deviation is a statistical measure of how much a return varies over an extended period of time. The more variable the returns, the larger the standard deviation. Investors may examine historical standard deviation in conjunction with historical returns to decide whether an investment's volatility would have been acceptable given the returns it would have produced. A higher standard deviation indicates a wider dispersion of past returns and thus greater historical volatility. Standard deviation does not indicate how an investment actually performed, but it does indicate the volatility of its returns over time. Standard deviation is annualized. The returns used for this calculation are not load-adjusted. Standard deviation does not predict the future volatility of a fund. The investment risk level indicated is required to be determined in accordance with the Canadian Securities Administrators standardized risk classification methodology, which is based on the historical volatility of a fund, as measured by the ten-year annualized standard deviation of the returns of the fund. Standard deviation is used to quantify the historical dispersion of returns around the average returns over a recent ten-year period.

Commissions, trailing commissions, management fees and expenses all may be associated with mutual fund investments. Please read the prospectus, which contains detailed investment information, before investing. The indicated rates of return are historical annual compounded total returns for the period indicated including changes in unit value and reinvestment of distributions. The indicated rates of return do not take into account sales, redemption, distribution or option charges or income taxes payable by any unitholder that would have reduced returns. Mutual funds are not guaranteed. Their values change frequently. Past performance may not be repeated. © 2025 Fidelity Investments Canada ULC. All rights reserved. Reproduction in whole or in part by any means prior to written consent from Fidelity Investments Canada ULC is forbidden. All trademarks and service marks appearing in this document belong to Fidelity Investments Canada ULC. Source: FMR LLC.